

**ECOPLAST P
ECOPLAST P MINERAL**

-5°C



THE PRODUCTS

ECOPLAST P in its different versions is an elastomeric membrane obtained from distilled bitumen modified with plastomeric polymers (APP).

ECOPLAST P is reinforced with a “non woven” polyester composite fabric, stabilized with a fibreglass mat.

Mineral versions differ only by having a surface finish of slate chips.

USES

ECOPLAST P 3 mm waterproofing membrane is suitable for under layer, intermediate layer in multi-layer systems or foundations.

ECOPLAST P 4 mm waterproofing membrane is suitable for use in applications on various roof types, whether they are insulated or not, especially those which are subject to high levels of stress such as tensile structures or metal profile decks.

ECOPLAST P MINERAL Waterproofing membrane and finish/top sheet for use in multi-layer applications on various roof types, whether they are insulated or not, especially those which are subject to high levels of stress such as tensile structure or metal profile decks.

FINISHES

Upper surface

ECOPLAST P membranes are embossed with a pattern of small squares and are available with a fine grain quartz finish, to ensure that the roll unrolls correctly.

ECOPLAST P MINERAL membranes are covered by natural grey slate chips. A 8 cm wide strip is left free from mineral chips to form the overlap joint. This area, as like the underside of the membrane, is protected by the application of polyethylene torch off heat sensitive film.

Lower surface

ECOPLAST membranes have a polyethylene torch off heat sensitive film which prevents the roll sticking together and ensures that the roll unrolls correctly.

This surface is again embossed with a pattern of small squares to help the polyethylene torch off film to melt quickly and allow gases to escape, it also acts as a temperature indicator to show that the compound has reached the correct fusion temperature.

PACKAGING

The top tape indicates the product type, and the lower tape the weight or thickness of the product. The rolls are supplied on wooden pallets and are held in position by a protective heat shrunk polythene covering. Each pallet has two control tickets which enable the laboratory to readily identify characteristics of the product.

TOOL REQUIREMENTS

For the correct installation of **ECOPLAST** type membranes, all that is required is a propane gas roofing torch complete with gas bottle reduction valve and least 10 m of approved type hose, a round nosed trowel or spatola, a utility knife, and a pair of gloves.

INSTALLATION

The surface where material is to be installed must be smooth, clean, dry and treated, if required, with primer.

ECOPLAST membrane is unrolled and laid out on the dry primer coating, which will enhance the adhesion to the deck. It is then aligned before being rolled up again. The membrane is then slowly unrolled while the lower surface is heated using the propane gas roofing torch. Side laps must be at least 80 mm and end laps 150 mm.

ECOPLAST P					
Thickness mm	Weight Kg/m ²	Lenght m	Width m	Rolls x plt	m ² x plt
3	/	10	1	28	280
4	/	10	1	23	230

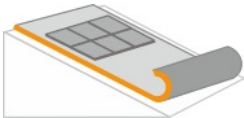

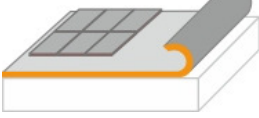


ECOPLAST P MINERAL					
Thickness mm	Weight Kg/m ²	Lenghtm	Width m	Rolls x plt	m ² x plt
/	4,0	10	1	23	230
/	4,5	10	1	20	200

**ECOPLAST P
ECOPLAST P MINERAL**

-5°C

Characteristics	Norms	U.M.	Test results			Tolerance
			ECOPLAST P	ECOPLAST P	ECOPLAST P MINERAL	
Norms	/	/	EN 13707 EN 13969	EN 13707 EN 13969	EN 13707 EN 13859-1	/
Compound	/	/	BPP - Plastomeric Bitumen	BPP - Plastomeric Bitumen	BPP - Plastomeric Bitumen	/
Reinforcement type	/	/	Polyester	Polyester	Polyester	/
Upper surfacing	/	/	Sand	Sand	Slate chips	/
Lower surfacing	/	/	Film PE	Film PE	Film PE	/
Type of application	/	/	SS - F - SP	SS - F - SP - SF	SF-ST	/
Method of application	/	/	Torch	Torch	Torch	/
Visible defects	EN 1850-1	-	Pass	Pass	Pass	/
Length	EN 1848-1	m	≥ (10 -1%)	≥ (10 -1%)	≥ (10 -1%)	/
Width	EN 1848-1	m	≥ (1 -1%)	≥ (1 -1%)	≥ (1 -1%)	/
Straightness	EN 1848-1	-	Pass	Pass	Pass	/
Mass per unit area	EN 1849-1	kg/m2	/	/	4,0 - 4,5	- 10%
Thickness	EN 1849-1	mm	3	4	/	- 0,2 mm
Watertightness (metodo B)	EN 1928:2000	-	Pass	Pass	Pass	/
Shear resistance of joint - heat lap - side lap	EN 12317-1	N/50 mm	350 250	350 250	350 250	- 20%
Tensile properties -maximum longitudinal tensile strength -maximum transversal tensile strength - longitudinal elongation - transversal elongation	EN 12311-1	N/50 mm N/50 mm % %	400 300 35 35	400 300 35 35	400 300 35 35	- 20% - 20% - 15 pp - 15 pp
Resistance to water penetration (metodo A)	EN 1928:2000	/	/	/	W1	/
Resistance to impact	EN 12691	mm	700	700	700	/
Resistance to static loading	EN 12730	kg	10	10	10	/
Resistance to tearing (nail shank) - longitudinal - transversal	EN 12310-1	N	140 140	140 140	140 140	- 30%
Dimensional stability	EN 1107-1	%	≤ 0,3	≤ 0,3	≤ 0,3	/
Flexibility at low temperature	EN 1109	°C	- 5	- 5	- 5	/
Flow resistance at elevated temperature	EN 1110	°C	110	110	110	/
Artificial ageing by long term exposure to elevated temperature	EN 1296 + EN 1110	°C	100	100	100	- 10°C
Artificial ageing by long term exposure to the combination of UV radiation, elevated temperature and water	EN 1297	-	Pass	Pass	/	/
Adhesion of granules	EN 12039	Loss %	/	/	< 30	/
Water vapour transmission properties	/	-	μ = 20.000	μ = 20.000	μ = 20.000	/

Rev-01/16

TYPE APPLICATION – CE MARK				
				
ST – Underlayer EN 13707	F – Foundation EN 13969	SP – Under heavy protection EN 13707	SF – Top layer EN 13707	SS – Underlayer EN 13707

TECHNONICOL ITALIA srl reserves the right to modify the technical data in this specification sheet, which is based on current production without prior warning.

All indications in this specification sheet are based upon our experience and current working practices.

TECHNONICOL ITALIA s.r.l.

Via Galoppat, 134 – 33087
Pasiano di Pordenone (PN), Italia
P.IVA 01745250934 - REA PN - 101202
Tel.: 0434-614611, Fax: 0434-628178
www.technicol.it, info@technicol.it